

Changing Lives: The Prison Industry Enhancement Certification Program (PIECP)

BENEFITS OF PIECP

The Bureau of Justice Assistance, Prison Industry Enhancement Certification Program (PIECP) is about successful reentry into the community. This program provides opportunities for men and women while incarcerated to participate in employment earning competitive wages. They receive on the job training, marketable skills and often employment upon release. This program is instrumental in providing individuals with soft skills training and preparing them for their futures.



45

Certificate Holders

A Department of Corrections, or an alternate umbrella authority, which is approved by Bureau of Justice Assistance (BJA) for PIECP Project certification.

242

Cost Accounting Centers

A separate accounting entity managed by a Certificate Holder within the Correctional Industries system, where all PIECP production occurs.

4,064

PIECP Workers Program-Wide

The incarcerated men and women who voluntarily work in Cost Accounting Centers for the PIECP program, receiving training and work experience.

PRODUCT FOCUS AREAS

Below are a few examples of industries in which incarcerated individuals are able to gain skills and training.

- Metal Fabrication/Welding
- Trade Carpentry/Woodworking
- Furniture/Cabinetry Fabrication
- Textile Design and Manufacturing
- Food Safety/Sanitation/Production
- Custodial Services
- Graphic Design/Computer Coding
- Printing/Bindery Services
- Apparel/Uniform Design and Production
- Warehouse Scanning/Shipping

EMPLOYMENT OPTIONS

There are three (3) employment options which are referred to as models. These provide options for the Certificate Holders and Vendor Partners to select the best model for their organizations.



Customer Model: This model is designed to focus on smaller volume customers that are looking for custom design and manufacturing. Customers include non-government entities.

Employer Model: This model is designed for larger scale production. In this model the program partner operates as the employer providing the education, training, equipment and all production needs. Customers include both government and non-government entities.

Manpower Model: This model is designed for operations such as call centers and graphic design services. The employer provides all the tools, training, certifications and services needed. Customers include both government and non-government entities.

Below is the current number of Cost Accounting Centers for each model

160


**Customer
Model**

7

**Employer
Model**

14

**Manpower
Model**



AUTHORIZED DEDUCTIONS

All deductions are reviewed, discussed and agreed upon prior to completing the PIECP voluntary agreement form and prior to the start of employment. There are four authorized deductions when participating in the PIECP program.



Taxes

Upon employment, just like any private citizen, federal, state and local taxes are deducted from wages.



Reasonable Charges for Room and Board

Each Certificate Holder retains flexibility in determining appropriate room and board charges that may be deducted from PIECP Workers' gross wages. The room and board deduction is intended to lower the costs of incarceration. This is a fraction of the cost of incarceration.



Allocations for Family Support

Deductions for both court-ordered and voluntary family support may be taken from wages. These are deducted according to state statute, court orders and/or agreement by the PIECP Worker.



Contributions to Compensate the Victims of Crimes

Between 5 and 20% of gross wages shall be deducted, by law, for the victims of crime. This deduction may include victims' restitution.

The above deductions shall not exceed 80% of gross wages earned. A minimum of 20% of gross wages shall be deposited into the PIECP Worker's expense account, savings account and/or applied toward settling the worker's legal obligations, including the payment of legal fines and restitution.

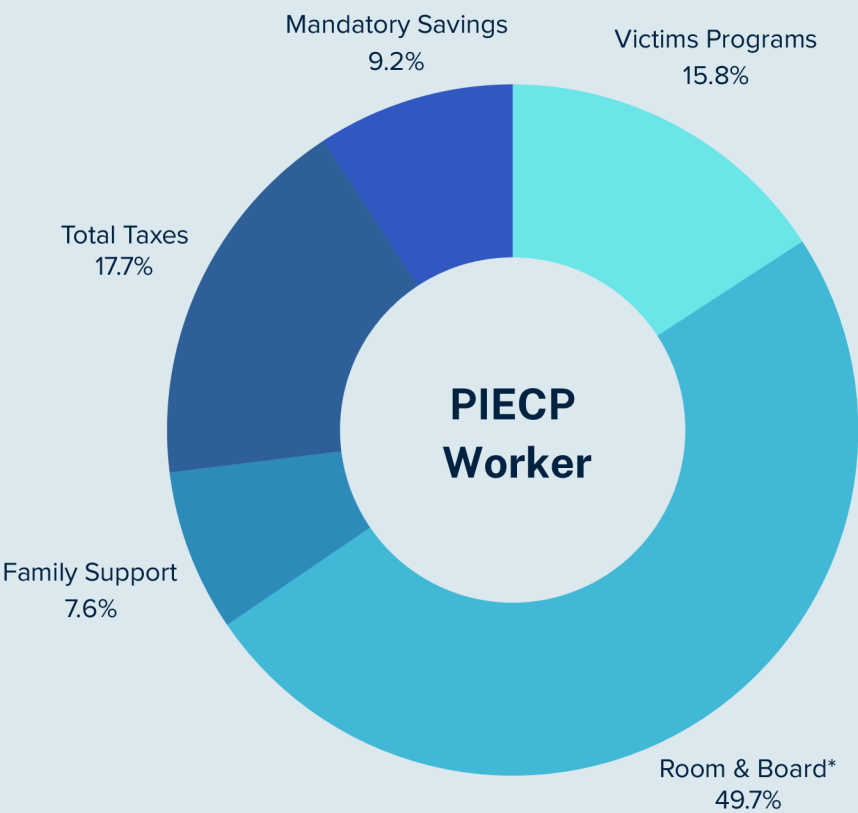


Savings Accounts

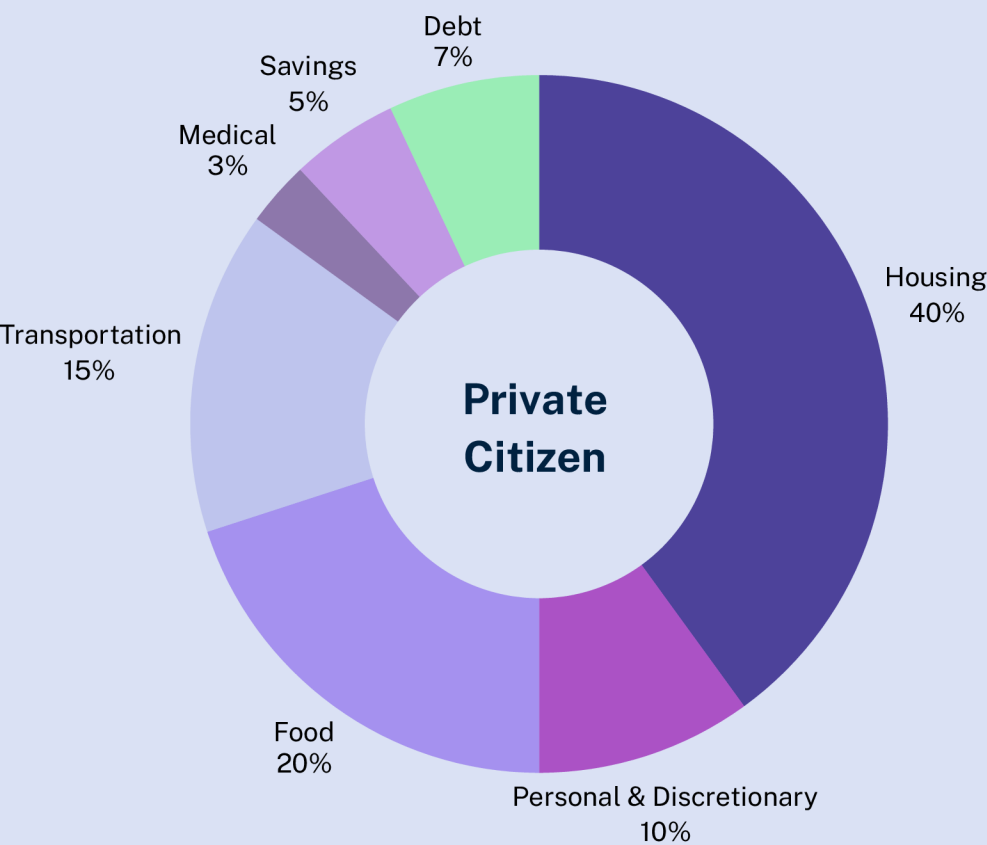
Savings accounts are established for each PIECP Worker to educate and prepare them to transition back into the community. Good spending habits are encouraged when using funds.

DEDUCTIONS COMPARISON

Below is a comparison of the authorized deductions for PIECP Workers
vs. the average cost of living for private citizens.



**This helps off set the cost of incarceration to the tax payer. The median state spent \$64,864 per incarcerated individual per year as of March 2023 according to the Bureau of Justice Statistics.*



VENDOR PARTNERS

Below is a listing of PIECP Certificate Holders that have Vendor Partners who offer job opportunities for PIECP Workers upon release.



Certificate Holder	Vendor Partners
Arizona Correctional Industries	Sun Country Trailers
Correctional Enterprises of Connecticut	Pursuit Aerospace
Georgia Correctional Industries	Union Supply Group
Idaho Correctional Industries	All American Publishing, ZoRoCo Packaging, Targhee Brands, Potato Products of Idaho, Aqua Touch Car Wash, Blue Ribbon Linen.
Maryland Correctional Enterprises	Total Electric
North Carolina Correction Enterprises	Union Supply Group
Ohio Penal Industries	JBM, Lima Pallet, Call Wizard, ACI Industries Converting Ltd., ParKan Company.
Strafford County DOC (New Hampshire)	Stonewall Kitchen and INGU
Tennessee Rehabilitative Initiative in Correction (TRICOR)	Shaw Industries and American Hardwood Flooring

SUCCESS RATES

The figures below are from a Certificate Holder tracking the rate of return to incarceration for PIECP Workers. These individuals are voluntarily monitored to measure their rate of return upon release. Statistics show that men and women who participate in PIECP Programs are more successful and less likely to return to incarceration.

The average rate of return to incarceration for Non-PIECP Workers is 31.9%*

- **Tennessee Rehabilitative Initiative in Correction (TRICOR)**
 - FY21 - 18.4% 4 Year Rate
 - FY22 - 11.9% 3 Year Rate
 - FY23 - 6.7% 2 Year Rate
 - FY24 - 6.9% 1 year Rate



**National Correctional Industries Association (NCIA) 2024 Directory, average recidivism calculated from self-reported statistics submitted by State and Federal Correctional Industries Agencies*